



District Report Card: 2017


State: Haryana	District: Bhiwani
Class: 3	Subject: Language
Schools: 61	Students: 1048


Participation/Coverage


Students

<div>GENDER</div> <div></div>	Boys				Girls			
	Number		%		Number		%	
	489		46.66		559		53.34	

<div>AREA</div> <div></div>	Rural				Urban			
	Number		%		Number		%	
	896		85.50		152		14.50	

<div>CATEGORY</div> <div></div>	SC		ST		OBC		GEN	
	Number	%	Number	%	Number	%	Number	%
	528	50.38	0	0.00	268	25.57	252	24.05

<div>CWSN</div> <div></div>	LD	VI	HI	S&LD	ID	Oth
	2	5	0	1	3	0

<div>Management</div> <div></div>	Government			Government-aided		
	Number		%	Number		%
	1019		97.23	29		2.77

Average Performance of Students in Language (%)

Overall	Gender		Area		Management		Social Group			
	Male	Female	Rural	Urban	Govt.	Aided	SC	ST	OBC	GEN
65.08	61.99	67.78	63.98	71.54	64.54	83.91	63.11	0.00	66.09	68.12

Performance on Learning Outcomes (LOs)

Learning Outcomes	Description	Average Performance(%)
L304	Reads small texts with comprehension i.e., identifies main ideas, details, sequence and draws conclusions	65.03
L312	Reads printed scripts on the classroom walls: poems, posters, charts etc.	65.17

Range of Performance of Students who Answered Correctly							
Below 30%		30% - 50%		50% - 75%		Above 75%	
Number	%	Number	%	Number	%	Number	%
122	11.64	176	16.79	309	29.48	441	42.08

Lowest Performing Learning Outcomes (LOs)

- 1 - Reads small texts with comprehension i.e., identifies main ideas, details, sequence and draws conclusions (65.03)
- 2 - Reads printed scripts on the classroom walls: poems, posters, charts etc. (65.17)